

All Your Questions Answered: A Comprehensive Guide to Creating an Effective Flash Card Study System

Flash cards, those ubiquitous study companions, have been a staple of student life for generations. But despite their widespread use, many students struggle to harness their full potential. This comprehensive guide delves into the intricacies of creating an ideal flash card study system, addressing all your burning questions to empower you with an effective and efficient learning tool.

Why Use Flash Cards?

Flash cards offer a myriad of benefits that make them a valuable study aid:



ASE A8 Practice Test Kit - Automotive Certification Practice Test Series: Questions Fully Explained for Ideal Study - Flash Card Study System; Test Review

★★★★★ 5 out of 5

Language : English
File size : 4863 KB
Text-to-Speech : Enabled
Screen Reader : Supported
Enhanced typesetting : Enabled
Print length : 134 pages



* **Active Recall:** Forces you to recall information from memory, strengthening neural pathways and improving retention. * **Spaced**

Repetition: Spreads out study sessions over time, enhancing memory consolidation. * **Portable and Convenient:** Allows you to study anytime, anywhere, maximizing your learning opportunities. * **Visual and Tactile:** Engaging multiple senses to create more meaningful connections. * **Self-Assessment:** Provides instant feedback on your understanding, helping you identify areas for improvement.

Crafting the Ideal Flash Card

Effective flash cards are not merely scraps of paper with random notes. They require careful consideration and adherence to best practices:

* **Use Precise Language:** Avoid vague or ambiguous terms. Instead, opt for concise and specific information. * **Cover Key Concepts:** Focus on essential terms, definitions, and formulas that form the foundation of the subject matter. * **Color-Code or Categorize:** Use different colors or categories to organize cards, making them easier to find and review. * **Include Visual Elements:** Drawings, charts, or diagrams can enhance comprehension and make cards more memorable. * **Keep it Simple:** Avoid cramming too much information onto a single card. Stick to a single concept or question per side.

Spaced Repetition Techniques

Spaced repetition is the secret sauce that transforms flash cards from mere test cramming tools into powerful learning instruments. Here are some popular techniques:

* **Leitner System:** Uses a series of boxes to stagger review intervals. * **SuperMemo:** Employs an algorithm to optimize the spacing of reviews

based on your individual recall patterns. * **Anki:** A digital flash card software that incorporates spaced repetition and other powerful features.

Active Recall in Practice

Active recall is more than just flipping cards and reciting answers. To reap its full benefits, follow these guidelines:

* **Cover the Answer:** Hide the answer side and actively try to recall the information. * **Explain Concepts to Yourself:** Articulate the answer in your own words, explaining the concepts to enhance understanding. * **Test Yourself Regularly:** Conduct regular review sessions to reinforce memory and identify areas for improvement.

Other Essential Tips

Beyond the core principles, here are some additional tips to elevate your flash card study system:

* **Incorporate Variety:** Mix up question types, including multiple choice, short answer, and fill-in-the-blank. * **Create Your Own Cards:** Writing cards from scratch forces you to engage more deeply with the material. * **Use Digital Tools:** Explore mobile apps and online platforms that offer advanced features such as text-to-speech and spaced repetition. * **Collaborate with Peers:** Form study groups and quiz each other, fostering deeper learning through collaboration.


Creating an effective flash card study system is not just about scribbling notes onto index cards. It involves a mindful approach that incorporates best practices in active recall, spaced repetition, and overall study habits. By following the principles outlined in this comprehensive guide, you can

harness the full potential of flash cards and transform your study sessions into a path towards academic excellence.

Remember, learning is an iterative process. Regularly evaluate your study system, make adjustments as needed, and stay motivated throughout your journey. With dedication and a touch of creativity, flash cards can become your secret weapon for academic success.

Image Alt Attributes for SEO

* Flash cards with key concepts and visual elements, stacked on a desk. * A student using a flash card study system on a mobile app. * A group of students collaborating with flash cards in a study group setting. * A diagram illustrating the concept of spaced repetition in flash card study. * A person using a digital flash card software with advanced features, such as text-to-speech and performance tracking.




ASE A8 Practice Test Kit - Automotive Certification Practice Test Series: Questions Fully Explained for Ideal Study - Flash Card Study System; Test Review

★ ★ ★ ★ ★ 5 out of 5

Language : English
File size : 4863 KB
Text-to-Speech : Enabled
Screen Reader : Supported
Enhanced typesetting : Enabled
Print length : 134 pages

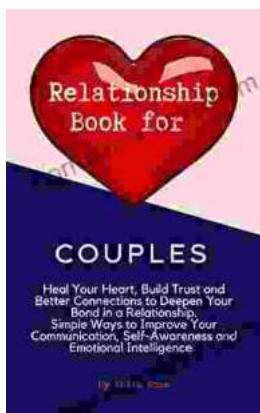
FREE

DOWNLOAD E-BOOK



Studying for Your Policing Degree: Critical Study Skills You Need to Succeed

Pursuing a policing degree is a commendable step towards a fulfilling career in law enforcement. However, to excel in this demanding field, it is imperative...



Heal Your Heart, Build Trust, & Better Connections To Deepen Your Bond

In this article, we will cover tips on how to heal your heart, build trust, and better connections to deepen your bond. Heal Your Heart If...