


# Kayak Bass Fishing: A Comprehensive Guide to Targeting Largemouth, Smallmouth, and Stripers

Kayak bass fishing is a thrilling and accessible way to experience the excitement of fishing for one of North America's most sought-after game fish. Whether you're targeting largemouth, smallmouth, or striped bass, the kayak provides an intimate and versatile platform from which to pursue these elusive predators. This comprehensive guide will provide you with all the knowledge and techniques you need to master kayak bass fishing and land the fish of a lifetime.

## Choosing the Right Kayak

Selecting the right kayak is crucial for successful bass fishing. Consider the following factors when making your choice:



## Kayak Bass Fishing: "Largemouth, Smallmouth, Stripers" by Emily Alison

★★★★☆ 4.4 out of 5

Language : English  
File size : 79397 KB  
Text-to-Speech : Enabled  
Screen Reader : Supported  
Enhanced typesetting : Enabled  
Word Wise : Enabled  
Print length : 200 pages



- **Stability:** The kayak should be stable enough to handle rough waters and sudden movements without tipping over.
- **Maneuverability:** Choose a kayak that is easy to maneuver and turn in tight spaces.
- **Comfort:** A comfortable kayak will enhance your fishing experience, especially during long days on the water.
- **Storage capacity:** Ensure the kayak has ample storage space for your fishing gear, including rods, reels, tackle, and electronics.

## Targeting Largemouth Bass

Largemouth bass are known for their aggressive nature and willingness to strike lures. To target largemouth bass in a kayak, focus on shallow areas with abundant cover, such as lily pads, submerged vegetation, and docks. Use a variety of lures, including crankbaits, spinnerbaits, and topwater plugs.

When casting, aim your lure near the cover and allow it to sink slightly before retrieving it. Pay attention to the water's surface for signs of feeding activity, such as ripples and swirls. Largemouth bass often strike vigorously, so be ready to set the hook quickly.

## Targeting Smallmouth Bass

Smallmouth bass prefer rocky and clear water environments. They are known for their finesse feeding habits and often require a more subtle approach. To target smallmouth bass in a kayak, use lures that imitate crayfish or small baitfish, such as jigs, drop-shots, and tube baits.

Cast your lure near the bottom and slowly drag it around rocks and other structures. Smallmouth bass often follow the lure before striking, so be patient and let them commit before setting the hook. Use a light touch and avoid jerking the rod, as this can spook the fish.

## **Targeting Stripers**

Stripers are powerful and migratory fish that can be found in both freshwater and saltwater environments. To target stripers in a kayak, look for areas where rivers or streams meet larger bodies of water, such as lakes or bays. Stripers often congregate in these areas to feed on baitfish.

Use lures that are large and flashy, such as bucktail jigs, swimbaits, and topwater poppers. Cast your lure into the current or along the edge of a drop-off. Stripers are strong fighters, so be prepared to use a stout rod and reel. Keep the rod tip low and fight the fish from the kayak.

## **Essential Kayak Bass Fishing Techniques**

Beyond choosing the right kayak and targeting specific species, there are several essential techniques that will enhance your kayak bass fishing success:

- **Anchor effectively:** Use an anchor to keep your kayak in place and prevent drifting away from productive fishing spots.
- **Silent approach:** Paddle quietly and avoid making sudden movements that can spook fish.
- **Use live bait:** Live bait, such as minnows or nightcrawlers, can be irresistible to bass and increase your chances of success.

- **Fish structure:** Bass are often found around cover, so concentrate your efforts near docks, logs, and vegetation.
- **Set the hook firmly:** When a bass strikes, set the hook quickly and forcefully to ensure a solid hookset.

## **Safety Considerations**

Kayak bass fishing can be a safe and enjoyable activity, but it's important to prioritize safety. Always wear a life jacket and let someone know where you're going and when you expect to return. Be aware of weather conditions and avoid fishing in strong winds or rough waters. Carry a whistle or other signaling device in case of an emergency.

Kayak bass fishing offers an unparalleled opportunity to experience the thrill of catching these prized game fish in a unique and intimate setting. By choosing the right kayak, targeting the appropriate species, and mastering essential techniques, you can increase your chances of success and enjoy the unforgettable experience of kayak bass fishing.


## **Image Alt Attributes**











## Kayak Bass Fishing: "Largemouth, Smallmouth, Stripers" by Emily Alison

★★★★☆ 4.4 out of 5

Language : English  
File size : 79397 KB  
Text-to-Speech : Enabled  
Screen Reader : Supported  
Enhanced typesetting : Enabled  
Word Wise : Enabled  
Print length : 200 pages

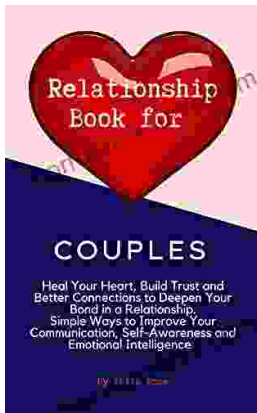






## Studying for Your Policing Degree: Critical Study Skills You Need to Succeed

Pursuing a policing degree is a commendable step towards a fulfilling career in law enforcement. However, to excel in this demanding field, it is imperative...



## Heal Your Heart, Build Trust, & Better Connections To Deepen Your Bond

In this article, we will cover tips on how to heal your heart, build trust, and better connections to deepen your bond. Heal Your Heart If...